

Moto3

Moto2

Talent

CIRCUIT RICARDO TORMO II - 2018

SONAX

## FIM CEV REPSOL

24 - 25 November 2018

Laps: 19

Circuit de la C.Valenciana

Length: 4005 metros

### Results

### Race Moto2

Pos.	N.	Rider	Team	Motorcycle	Nat.	Laps	Time	Best Lap	iL	Gap	Interval	Speed	Tyr.	Pt.	Cat.
1	57	PONS, Edgar	AGR Team	Kalex	SPA	19	30:59,021	<b>01:37,070</b>	13			147,36	Du	25	
2	14	GARZO, Héctor	Team Wimu CNS	Tech3	SPA	19	31:02,531	01:37,089	14	00:03,510	00:03,510	147,12	Du	20	
3	2	RAFFIN, Jesko	EasyRace M2	Suter	SWI	19	31:12,098	01:37,581	17	00:13,077	00:09,567	146,34	Du	16	
4	61	ZACCONI, Alessandro	Xctech Modula	Kalex	ITA	19	31:14,215	01:37,857	4	00:15,194	00:02,117	146,18	Du	13	
5	77	PONS, Miquel	Bullit	Kalex	SPA	19	31:32,240	01:38,596	4	00:33,219	00:18,025	144,79	Du	11	
6	69	ORELLANA, Javier	Team Wimu CNS	Tech3	SPA	19	31:39,844	01:39,123	5	00:40,823	00:07,604	144,26	Du	10	
7	74	BIESIEKIRSKI, Piotr	Euvic Stylobike Good	Kalex	POL	19	31:40,260	01:39,385	11	00:41,239	00:00,416	144,18	Du	9	
8	21	MEGGLE, Matthias	Dynavolt Intact JT	Kalex	GER	19	31:43,009	01:38,967	19	00:43,988	00:02,749	143,95	Du	8	
9	23	TANGRE, Cédric	Cedric Tangre	Tech3	FRA	19	31:43,296	01:39,020	19	00:44,275	00:00,287	143,95	Du	7	
10	35	SOLIS, Benigno	AGR Team	Kalex	USA	19	31:43,489	01:39,024	19	00:44,468	00:00,193	143,95	Du	6	
11	51	CIPRIETTI, Matteo	Team Stylobike	Kalex	ITA	19	32:01,146	01:40,033	10	01:02,125	00:17,657	142,6	Du	5	
12	16	RUIZ, Alejandro	Reale Avintia Ac.	Yamaha	SPA	19	32:06,644	01:40,438	11	01:07,623	00:05,498	142,23	Du	4STK	
13	29	POMARES, Luis	Pinamoto RS	Kawasaki	SPA	19	32:19,408	01:40,646	9	01:20,387	00:12,764	141,28	Du	3STK	
14	24	COOPER, Chandler	Xctech Modula	Yamaha	AUS	19	32:21,933	01:41,403	16	01:22,912	00:02,525	141,13	Du	2STK	
15	81	ROLFES, Nelson	Nykos Racing	Nykos	NED	18	31:04,971	01:41,834	9	-1 Lap	-1 Lap	139,23	Du	1	
16	8	ZETTI, Alessandro	Fau55Racing	Yamaha	ITA	18	31:07,216	01:42,445	13	-1 Lap	00:02,245	139,01	Du	STK	
17	99	LORENTE, Angel	Pinamoto RS	Yamaha	SPA	18	31:09,969	01:42,616	8	-1 Lap	00:02,753	138,86	Du	STK	
18	67	FISCHER, Roman	Pinamoto RS	Yamaha	SWI	18	31:35,374	01:43,496	5	-1 Lap	00:25,405	136,95	Du	STK	
<b>Not Classified</b>															
.	46	BRENNER, Marcel	H43 Nobby-Talassur	Kalex	SWI	3	05:13,893	01:39,816	2	-16 Lap	-16 Lap	138,19	Du		
<b>Excluded:</b>															
.	10	MARCON, Tommaso	Team Ciatti	Speed Up	ITA								Du		
.	70	ALCOBA, Marc	Dynavolt Intact JT	Kalex	SPA								Du		

Best Lap: Rider 57 - PONS, Edgar - Time: 01:37,070 at 148,53 Km/h

Pole position: 57 - PONS, Edgar, time: 01:35,993

Circuit de la C.Valenciana

Final Official

Provisional Official

Length: 4005 Hour: 13:00:00

JURY:

Hour:

C.of the Course:


Hour:

C.Timekeeper:

Hour: 16:39:00



CRONOCIRCUIT: oscar.guierrez@circuitvalencia.com



**Moto3** **Moto2** **Talent**  
**CIRCUIT RICARDO TORMO II - 2018**



**Circuit de la C. Valenciana**

**24 - 25 November 2018**

Circuit de la C. Valenciana

Race Moto2


**LISTADO DEL PLANNING**

	V1	V2	V3	V4	V5	V6	V7	V8	V9	V10	V11	V12	V13	V14	V15	V16	V17	V18	V19
57 - PONS, Edgar	57	57	57	57	57	57	14	14	14	14	14	57	57	57	57	57	57	57	57
14 - GARZO, Héctor	14	14	14	14	14	14	57	57	57	57	57	14	14	14	14	14	14	14	14
10 - MARCON, Tommaso	70	70	70	70	70	70	70	10	10	70	70	10	70	70	70	70	70	8	81
70 - ALCOBA, Marc	61	61	61	61	61	10	10	10	70	70	10	10	70	10	10	10	10	99	8
2 - RAFFIN, Jesko	2	10	10	10	10	61	61	61	61	61	61	61	2	2	2	2	2	70	10
61 - ZACCONI, Alessandro	10	2	2	2	2	2	2	2	2	2	2	2	61	61	61	61	61	10	70
77 - PONS, Miquel	77	77	77	77	77	77	77	77	77	77	77	77	77	77	77	67	67	2	99
69 - ORELLANA, Javier	74	74	74	74	69	69	69	69	69	69	74	74	74	74	74	77	77	61	2
74 - BIESIĘKIRSKI, Piotr	21	69	69	69	74	74	74	74	74	69	69	69	69	69	69	69	69	67	61
21 - MEGGLE, Matthias	69	21	21	35	35	35	21	35	23	23	23	35	35	35	35	74	74	77	77
23 - TANGRE, Cédric	35	46	35	21	21	21	35	23	35	35	35	23	21	21	21	21	69	67	
35 - SOLIS, Benigno	46	35	23	23	23	23	21	21	21	21	21	23	23	23	35	23	74	69	
51 - CIPRIETTI, Matteo	23	23	51	51	51	51	51	51	51	51	51	51	51	51	51	23	35	21	74
16 - RUIZ, Alejandro	16	16	16	16	16	16	16	16	16	16	16	16	16	16	16	51	51	23	21
29 - POMARES, Luis	29	51	29	29	29	29	29	29	29	29	29	29	29	29	29	16	16	35	23
24 - COOPER, Chandler	51	29	46P	24	24	24	24	24	24	24	24	24	24	24	24	29	29	51	35
81 - ROLFES, Nelson	24	24	24	81	81	81	81	81	81	81	81	81	81	81	81	24	24	16	51
8 - ZETTI, Alessandro	81	81	81	99	99	99	8	8	8	99	99	99	99	99	99	81	81	29	16
99 - LORENTE, Angel	8	99	99	8	8	8	99	99	99	8	8	8	8	8	8	99	24	29	
67 - FISCHER, Roman	99	8	8	67	67	67	67	67	67	67	67	67	67	67	8				24
- Not Classified	67	67	67																
46 - BRENNER, Marcel																			

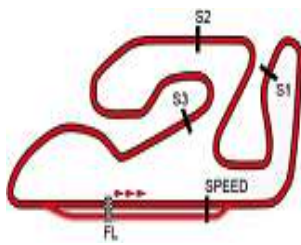
Presidente del Jurado

Director de Carrera

Cronometrador







Circuit de la C.Valenciana

FIM CEV REPSOL

VUELTA A VUELTA SECTORES Race Moto2

Table with 13 columns: Lap, Time, Sector 1, Sector 2, Sector 3, Sector 4, V.Max, Hora. Rows 11-19.

23 - TANGRE, Cédric P.Vmax: 3 T. Ideal: 01:37,056

Table with 7 columns: V. Tiempo, Sector 1, Sector 2, Sector 3, Sector 4, V.Max, Hora. Rows 1-19.

24 - COOPER, Chandler P.Vmax: 20 T. Ideal: 01:38,058

Table with 7 columns: V. Tiempo, Sector 1, Sector 2, Sector 3, Sector 4, V.Max, Hora. Rows 1-19.

29 - POMARES, Luis P.Vmax: 19 T. Ideal: 01:37,800

Table with 7 columns: V. Tiempo, Sector 1, Sector 2, Sector 3, Sector 4, V.Max, Hora. Rows 1-5.

Table with 13 columns: Lap, Time, Sector 1, Sector 2, Sector 3, Sector 4, V.Max, Hora. Rows 6-19.

35 - SOLIS, Benigno P.Vmax: 5 T. Ideal: 01:36,162


Table with 7 columns: V. Tiempo, Sector 1, Sector 2, Sector 3, Sector 4, V.Max, Hora. Rows 1-19.

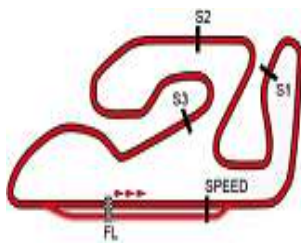
46 - BRENNER, Marcel P.Vmax: 5 T. Ideal: 01:37,523

Table with 7 columns: V. Tiempo, Sector 1, Sector 2, Sector 3, Sector 4, V.Max, Hora. Rows 1-3.

51 - CIPRIETTI, Matteo P.Vmax: 13 T. Ideal: 01:37,050

Table with 7 columns: V. Tiempo, Sector 1, Sector 2, Sector 3, Sector 4, V.Max, Hora. Rows 1-16.






Circuit de la C.Valenciana

FIM CEV REPSOL

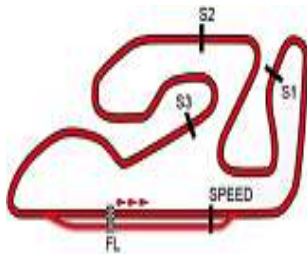
VUELTA A VUELTA SECTORES Race Moto2

Table with 14 columns: Rider Name, P.Vmax, T. Ideal, and 14 race positions (1-14) with their respective times and sector times.










Circuit de la C. Valenciana

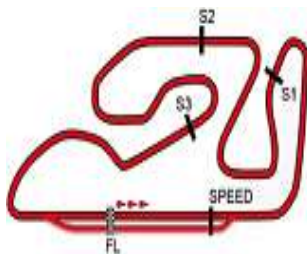
**FIM CEV REPSOL**

**Análisis por vuelta Race Moto2**

Lap: 12			Lap: 14			Lap: 16			Lap: 18			Lap: 19		
Num	Tiempo	GAP	Num	Tiempo	GAP	Num	Tiempo	GAP	Num	Tiempo	GAP	Num	Tiempo	GAP
57	01:37,672		57	01:37,116		57	01:37,420		57	01:37,677		57	01:37,677	
14	01:38,036	0,096	14	01:37,089	0,657	14	01:37,527	1,463	14	01:38,341	3,510	14	01:38,341	3,510
70	01:37,838	6,570	70	01:37,827	8,375	70	01:37,635	9,096	70	01:45,920	5,950	70	01:45,920	5,950
10	01:37,966	6,840	10	01:38,072	8,548	10	01:37,519	9,438	10	01:37,424	8,938	10	01:37,424	8,938
61	01:37,929	6,876	61	01:37,913	9,176	61	01:38,302	11,136	61	01:42,703	8,195	61	01:42,703	8,195
2	01:37,777	7,233	2	01:38,050	8,864	2	01:38,017	10,172	2	01:42,737	8,548	2	01:42,737	8,548
77	01:39,309	17,693	77	01:39,330	22,192	77	01:39,521	26,412	77	01:42,703	8,195	77	01:42,703	8,195
74	01:39,493	23,615	74	01:39,849	29,092	74	01:40,113	34,911	74	01:37,424	8,938	74	01:37,424	8,938
69	01:39,510	23,922	69	01:39,804	29,281	69	01:39,574	34,506	69	01:44,146	10,948	69	01:44,146	10,948
35	01:39,625	28,489	35	01:39,532	33,823	35	01:39,640	36,371	35	01:44,146	10,948	35	01:44,146	10,948
23	01:39,933	28,729	23	01:39,673	34,270	23	01:39,542	36,475	23	01:39,883	13,077	23	01:39,883	13,077
21	01:39,729	28,810	21	01:39,463	34,025	21	01:40,608	47,288	21	01:39,301	42,932	21	01:39,301	42,932
51	01:40,164	37,033	51	01:40,708	43,772	51	01:41,281	53,048	51	01:39,148	43,121	51	01:39,148	43,121
16	01:40,637	41,317	16	01:40,750	48,859	16	01:41,281	53,048	16	01:41,199	58,352	16	01:41,199	58,352
29	01:42,193	47,026	29	01:42,276	56,872	29	01:42,237	01:02,0	29	01:40,726	01:04,0	29	01:40,726	01:04,0
24	01:41,738	52,948	24	01:41,741	01:02,1	24	01:41,777	01:06,7	24	01:42,305	01:15,5	24	01:42,305	01:15,5
81	01:42,679	01:07,0	81	01:42,520	01:18,7	81	01:42,694	01:24,3	81	01:41,649	01:19,0	81	01:41,649	01:19,0
99	01:42,814	01:12,0	99	01:42,724	01:23,2	99	01:42,841	01:28,9	99	01:42,305	01:15,5	99	01:42,305	01:15,5
8	01:43,032	01:12,7	8	01:43,354	01:24,4	8	01:42,896	01:30,2	8	01:41,649	01:19,0	8	01:41,649	01:19,0
67	01:44,292	01:21,9	67	01:43,889	01:35,5	67	01:43,889	01:35,5	67	01:41,649	01:19,0	67	01:41,649	01:19,0







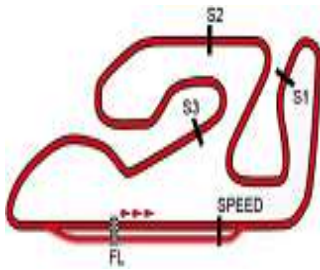
Circuit de la C.Valenciana

FIM CEV REPSOL

Velocidades máximas Race Moto2

Name	Country/Res	Brand	Best 5 max. speed					Media	Max.
10 MARCON, Tommaso	ITA	Speed Up	249,2	246,4	244,5	244,5	244,5	245,8	249,2
70 ALCOBA, Marc	SPA	Kalex	249,2	247,3	247,3	246,4	246,4	247,3	249,2
23 TANGRE, Cédric	FRA	Tech3	248,3	245,5	243,6	243,6	242,7	244,7	248,3
14 GARZO, Héctor	SPA	Tech3	247,3	246,4	246,4	245,5	244,5	246,0	247,3
46 BRENNER, Marcel	SWI	Kalex	246,4	242,7	181,0			223,4	246,4
21 MEGGLE, Matthias	GER	Kalex	246,4	244,5	244,5	244,5	243,6	244,7	246,4
35 SOLIS, Benigno	USA	Kalex	246,4	245,5	244,5	244,5	243,6	244,9	246,4
57 PONS, Edgar	SPA	Kalex	246,4	246,4	244,5	244,5	243,6	245,1	246,4
74 BIESIEKIRSKI, Piotr	POL	Kalex	246,4	246,4	244,5	244,5	244,5	245,3	246,4
61 ZACCONE, Alessandro	ITA	Kalex	245,5	244,5	243,6	243,6	242,7	244,0	245,5
69 ORELLANA, Javier	SPA	Tech3	243,6	243,6	242,7	241,8	240,9	242,5	243,6
77 PONS, Miquel	SPA	Kalex	243,6	242,7	242,7	241,8	241,8	242,5	243,6
2 RAFFIN, Jesko	SWI	Suter	242,7	241,8	241,8	241,8	241,8	242,0	242,7
51 CIPRIETTI, Matteo	ITA	Kalex	242,7	242,7	241,8	241,8	240,9	242,0	242,7
99 LORENTE, Angel	SPA	Yamaha	240,0	239,1	239,1	237,4	236,5	238,4	240,0
16 RUIZ, Alejandro	SPA	Yamaha	238,2	237,4	236,5	236,5	236,5	237,0	238,2
67 FISCHER, Roman	SWI	Yamaha	237,4	235,6	235,6	234,8	234,8	235,6	237,4
8 ZETTI, Alessandro	ITA	Yamaha	237,4	236,5	236,5	235,6	235,6	236,3	237,4
29 POMARES, Luis	SPA	Kawasaki	236,5	234,8	234,8	234,8	233,9	235,0	236,5
24 COOPER, Chandler	AUS	Yamaha	234,8	234,8	234,8	233,1	233,1	234,1	234,8
81 ROLFES, Nelson	NED	Nykos	231,4	227,4	227,4	227,4	226,6	228,0	231,4





CIRCUIT RICARDO TORMO II - 2018

2018

Circuit de la C.Valenciana

24 - 25 November 2018

Circuit de la C.Valenciana

FIM CEV REPSOL

ANALISIS PIT Race Moto2

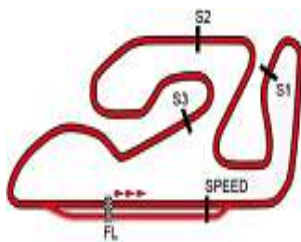
46 BRENNER, Marcel			
Team H43 Nobby-Talasar			
Time IN	Time OUT	GAP	Lap
13:26:29,726	...		3
Num. P. 1		Total in PIT:	



CRONOCIRCUIT: oscar.gutierrez@circuitvalencia.com







VELOCIDAD EN SECTORES Race Moto2

Table with columns for rider name, sector (V. Time, Vel. S1-S4, V.Max, Hour), and lap number. Includes sub-sections for riders 57-67 and 69-70.



